

Template JX-01

SCALE 1:1

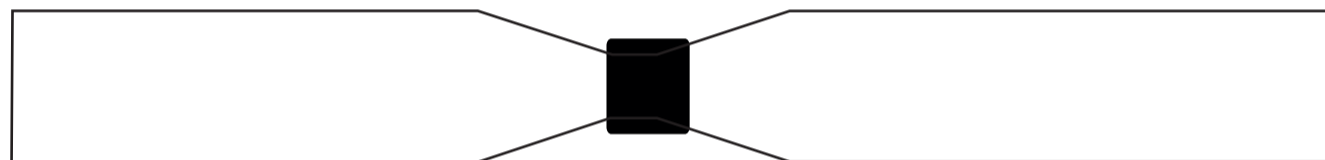
OUTSIDE - BUITENKANT (350 x 20 mm)









INSIDE - BINNENKANT (350 x 20 mm)



FOLDED - GEVOUWEN



CLOSURE - SLUITING

-  SLIDING CLOSURE BLACK (PERMANENT) - SCHUIFSLUITING ZWART (PERMANENT)
-  SLIDING CLOSURE WHITE (PERMANENT) - SCHUIFSLUITING WIT (PERMANENT)
-  SLIDING CLOSURE BAMBOO (PERMANENT) - SCHUIFSLUITING BAMBOE (PERMANENT)
-  SLIDING CLOSURE ALUMINIUM (PERMANENT) - SCHUIFSLUITING ALUMINIUM (PERMANENT)
-  BALL CLOSURE METAL (RESEALABLE)- SCHUIFSLUITING METAAL (HERSLUITBAAR)
-  SNAP CLOSURE BLACK (RESEALABLE)- DRUKSLUITING ZWART (HERSLUITBAAR)

COMMENTS - OPMERKINGEN

PLEASE NOTE! Small details may not be visible or readable - LET OP! kleine details kunnen dicht lopen

PLEASE NOTE! The front and backside need to be printed in the same direction. NOT upside down